




Relief Valves




**80141**

Both Ports 0.250 inch OD,  
Top Port 0.281 inch OD  
(6.35 mm, 7.1 mm)  
2.5 psi CP, +/- 20% Crack Tolerance  
PC, PP, Silicone, SS



**80142**

Both Ports 0.250 inch OD,  
Top Port 0.281 inch OD  
(6.35 mm, 7.1 mm)  
8 psi CP, +/- 20% Crack Tolerance  
PC, PP, Silicone, SS



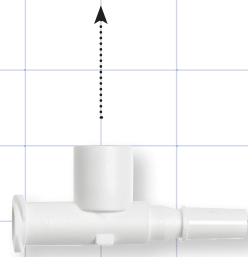
**80143**

Both Ports 0.250 inch OD,  
Top port 0.281 inch OD  
(6.35 mm, 7.1 mm)  
30 psi CP, +/- 20% Crack Tolerance  
PC, PP, Silicone, SS



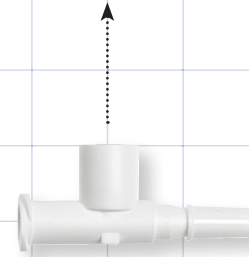
**80161**

0.562 inch OD (14 mm)  
1.9 psi - 2.3 psi CP  
Acrylic, Al, PP, Silicone, SS




**D002501**

Female Luer Lock Inlet to  
Male Luer Slip Outlet  
2.5 psi CP, +/- 10% Crack Tolerance  
PP, SS



**D043501**


Female Luer Lock Inlet to  
Male Luer Slip Outlet  
43.5 psi CP, +/- 10% Crack Tolerance  
PP, SS



**14078**

**NEW!**

Manual Twist Air Relief Valve  
Fits 0.394 inch ID Tubing x 0.236 inch ID Tubing  
(10 mm x 6 mm)  
Chrome Plated Brass, Rubber



**14079**

**NEW!**

Manual Push Button Air Relief Valve  
Fits 0.303 inch ID Tubing x 0.26 inch ID Tubing  
(7.7 mm x 6.6 mm)  
ABS, Chrome Plated Brass