




Male Luer Slip




41410

Fits 0.161 inch OD Tubing
(4.1 mm)
ABS

41411
Cap
PE

41415
Cap
PE

Male Luer Slip




41414

Fits 0.161 inch OD Tubing
(4.1 mm)
ABS

41411
Cap
PE

41415
Cap
PE

Male Luer Slip




41413

Fits 0.217 inch OD Tubing
(5.5 mm)
ABS

41411
Cap
PE

41415
Cap
PE

Male Luer Slip




41419

Fits 0.217 inch OD Tubing
(5.5 mm)
ABS

41411
Cap
PE

41415
Cap
PE

Male Luer Slip



41412

Fits 0.268 inch OD Tubing
(6.8 mm)
ABS

41411
Cap
PE

41415
Cap
PE

All the Feeding Tube Connectors on this page work with the Feeding Tube Connectors on page 231

Connectors and Caps Sold Separately