




Barbed Flanges



11172
1/8 inch (0.125 inch; 3.2 mm)
LDPE




11173
5/32 inch (0.156 mm; 4 mm)
LDPE



11174
3/16 inch (0.1875 inch; 4.8 mm)
LDPE




11175
1/4 inch (0.25 inch; 6.35 mm)
LDPE



11176
5/16 inch (0.3125 inch; 8 mm)
LDPE



11177
3/8 inch (0.375 inch; 9.5 mm)
LDPE




Front view

12037
1/2 inch (0.5 inch; 12.7 mm)
LDPE



Front view

12039
3/4 inch (0.75 inch; 19 mm)
LDPE



Front view

12040
1 inch (25.4 mm)
LDPE